


# SERVICE INSTRUCTIONS

...with Illustrated Parts Breakdown

## EBCO®

**Simulated Semi-Recessed  
Models: DP7SM, DP13SM,  
DPSM Non-Refrigerated**



## DESCRIPTION

These models provide drinking water cooled to 50° F at 7 or 13 gallons per hour. They mount on a wall and require connections to water supply, electrical power and waste drains.

The refrigeration system is hermetically sealed at manufacture and is generally considered to be non-field serviceable. The air-cooled compressor pumps refrigerant through the convection cooled condenser and capillary tube to the cooling tank evaporator. The evaporator is wrapped around the cooling tank for high efficiency.

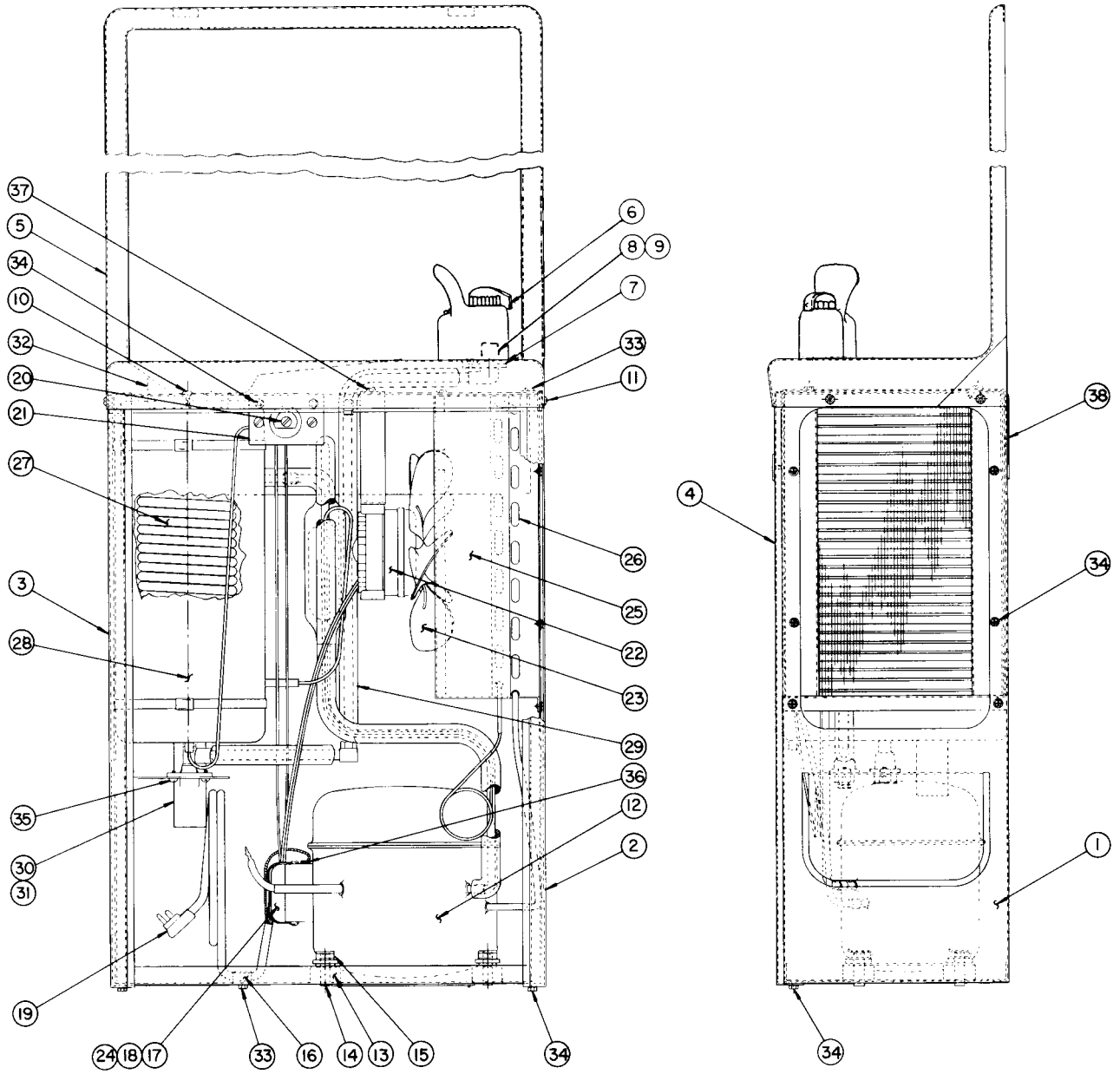
The electrical circuit includes automatic overload protection and a cold water control.

## SPECIFICATIONS

Voltage	115 VAC ±10%/1PH/60 Hertz
Size	59-15/16" H., 9-1/2" W., 17-5/16" D.
Shipping Weight (Approx)	DP7SM-67 LBS. DP13SM-69 LBS.
Cold Water Capacity*	DP7SM-7 GPH DP13SM-13 GPH
Compressor	1/5 HP
Compressor (Full Load)	6 Amps
Refrigerant	R-500
Refrigerant Charge	4-1/8 OZ.

\*A.R.I. Rating: Room Temperature 90° F, Supply Water Temperature 90° F, Drinking Water Temperature 50° F. Based on standard test procedures.

Specifications subject to change without notice.



## PARTS LIST

ITEM NO.	DESCRIPTION	DP7SM	DP13SM	DPSM
1	Frame Assembly	022967	022967	022967
2	Right Side Panel – Chestnut	022969-001	022969-001	022969-001
	Right Side Panel – Charcoal	023009	023009	023009
	Right Side Panel – Walnut	023011	023011	023011
	Right Side Panel – Stainless Steel	023013	023013	023013
	Right Side Panel – Painted (Specify Color)	023015	023015	023015
	Right Side Panel – Bronze	023248	023248	023248
3	Left Side Panel – Chestnut	022978-001	022978-001	022978-001
	Left Side Panel – Charcoal	023008	023008	023008
	Left Side Panel – Walnut	023010	023010	023010
	Left Side Panel – Stainless Steel	023012	023012	023012
	Left Side Panel – Painted (Specify Color)	023014	023014	023014
	Left Side Panel – Bronze	023247	023247	023247
4	Front Panel – Chestnut	019644-001	019644-001	019644-001
	Front Panel – Charcoal	019645	019645	019645
	Front Panel – Stainless Steel	019646	019646	019646
	Front Panel – Walnut	019647	019647	019647
	Front Panel – Painted (Specify Color)	021871	021871	021871
	Front Panel – Bronze	022585	022585	022585
5	Simulated Recessed Top – Bronze	023245	023245	023245
	Simulated Recessed Top – Stainless Steel	022323	022323	022323
6	Valve Assembly – Bronzed	022607	022607	022607
	Valve Assembly	026551-002	026551-002	026551-002
7	Gasket (Under Top)	010545	010545	010545
8	Gasket	008983	008983	008983
9	Gasket	009281	009281	009281
10	Tapping Screw, #10 x 1-1/4" – Bronze	026675-002	026675-002	026675-002
	Machine Screw, 10-32 x 1-1/4" – Stainless Steel	026655-002	026655-002	026655-002
11	Tapping Screw, #8 x 3/8" – Bronze	026630-003	026630-003	026630-003
	Tapping Screw, #8 x 3/8" – Stainless Steel	026630-005	026630-005	026630-005
12	Compressor Assembly	017980	017980	---
13	High Grommet	018566	018566	---
14	Compressor Mounting Stud	020487	020487	---
15	Spring Clip	020486	020486	---
16	Strain Relief Clamp	018541	018541	---
17	Relay	017978	017978	---
18	Overload	017977	017977	---
19	Power Supply Cord Assembly	026540-004	026540-004	---
20	Cold Control	027040-001	027040-001	---
21	Cold Control Mounting Bracket	021810	021810	---
22	Fan Motor	016490	016490	---
23	Fan Blade	022977	022977	---
24	Overload Spring	016956	016956	---
25	Shroud	022972	022972	---
26	Condenser	023135	023135	---
27	Cooling Tank Assembly	022932	022932	---
28	Cooling Tank Insulation, L/H	022988	022988	---
	Cooling Tank Insulation, R/H	022989	022989	---
29	Bubbler Valve Tube Assembly	023285	023285	023285
30	Precooler Assembly	---	022970	---
31	Waste Assembly	022999-001	---	022999-001
32	Waste Gasket	018050	018050	018050
33	Tapping Screw, #8 x 3/8" Hex Hd	021936	021936	---
34	Tapping Screw, #8 x 3/8" Hex Whd Ser	026642-003	026642-003	026642-003
35	Machine Screw, 10-24 x 1/2"	026670-006	026670-006	026670-006
36	Tapping Screw, #10 x 1/4" Hex Hd	026642-008	026642-008	---
37	Tapping Screw, #10 x 3/8" Hex Hd	023083	023083	---
38	Water Cooler Hanger	025662-003	025662-003	016698-002
*	Supply Tube Assembly	---	---	023566
*	Top Bracket	022993	022993	022993

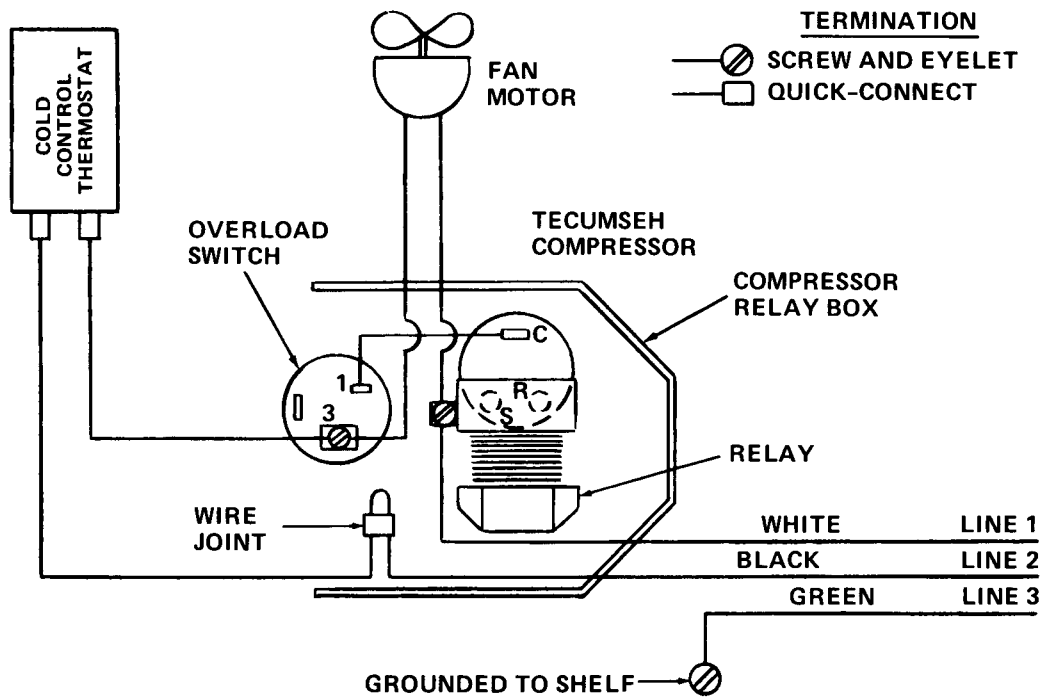
\* Not Shown

016490

## SERVICE CHECK CHART

TROUBLE	PROBABLE CAUSE	REMEDY
Unit not running	No electrical power  Defective cold control Defective relay	Check power source Check that cold control is not in off position Replace Replace
Unit running but not cooling	Refrigerant leak or low refrigerant	Add refrigerant
Unit running continuously	Defective cold control Low refrigerant	Replace Add refrigerant

### ELECTRICAL DIAGRAM



**EBCO<sup>®</sup> MANUFACTURING COMPANY**

265 N. Hamilton Rd. • P.O. Box 13150 • Columbus, OH 43213-0150 • 614/861-1350 • Cable: EBCO • Telex: 246637