


# SERVICE INSTRUCTIONS

...with Illustrated Parts Breakdown

**EBCO**<sup>®</sup> **Simulated Semi-Recessed**  
**Models: DP7SM-1, DP13SM-1,**  
**WEMC07-001, WEMC13-001**



## DESCRIPTION

These models provide drinking water cooled to 50° F at 7 or 13 gallons per hour. They mount on a wall and require connections to water supply, electrical power and waste drains.

The refrigeration system is hermetically sealed at manufacture and is generally considered to be non-field serviceable. The air-cooled compressor pumps refrigerant through the convection cooled condenser and capillary tube to the cooling tank evaporator. The evaporator is wrapped around the cooling tank for high efficiency.

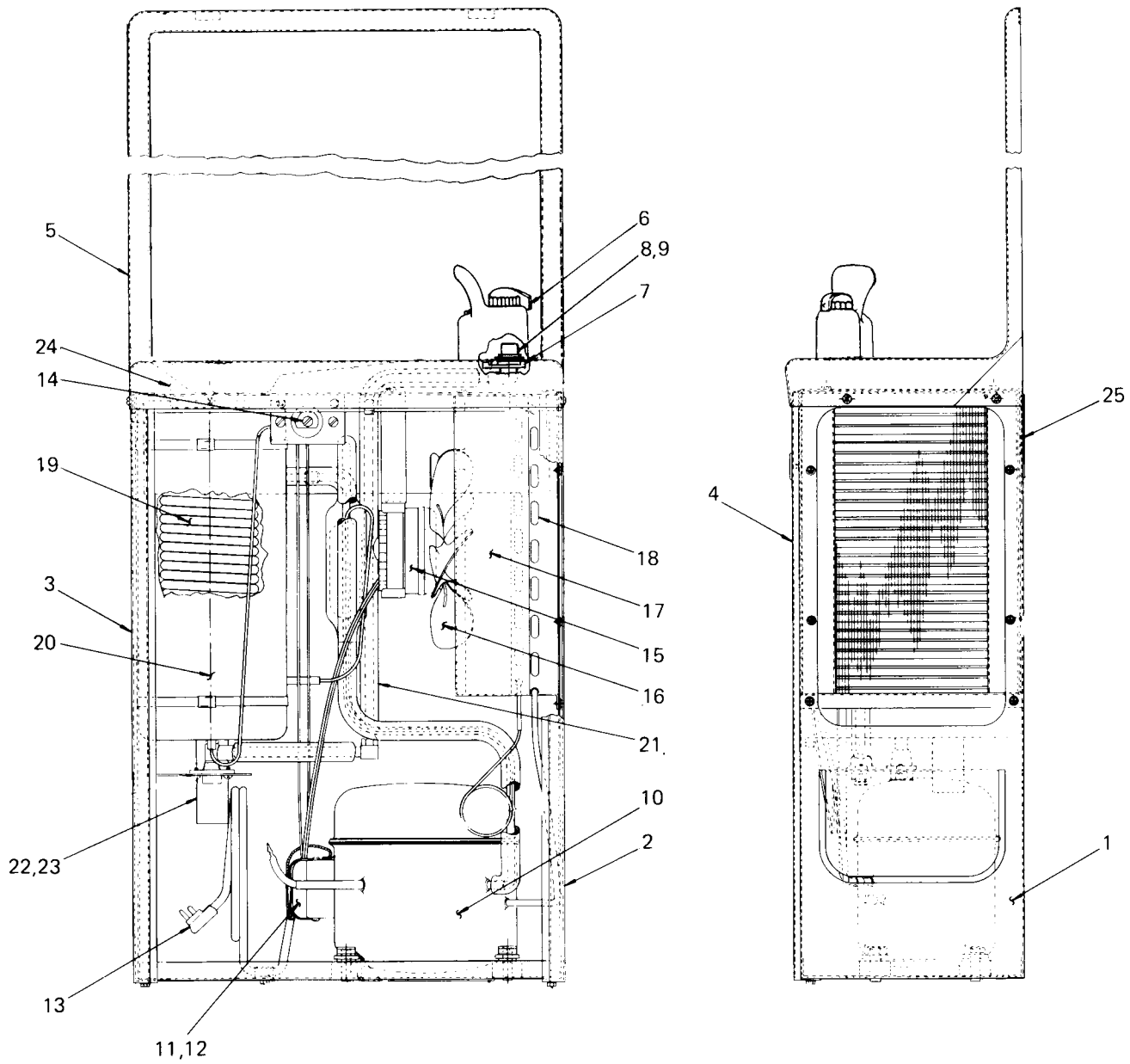
The electrical circuit includes automatic overload protection, and an adjustable cold control for water temperature regulation.

## SPECIFICATIONS

Voltage	115 VAC ±10%/1PH/60 Hertz
Size	59-15/16" H., 9-1/2" W., 17-5/16" D.
Shipping Weight (Approx)	DP7SM-67 LBS. DP13SM-69 LBS.
Cold Water Capacity*	DP7SM-7 GPH DP13SM-13 GPH
Compressor	1/5 HP
Compressor (Full Load)	6 Amps
Refrigerant	R-12
Refrigerant Charge	6-1/2 OZ.

\*A.R.I. Rating: Room Temperature 90° F, Supply Water Temperature 90° F, Drinking Water Temperature 50° F. Based on standard test procedures.

Specifications subject to change without notice.



## PARTS LIST

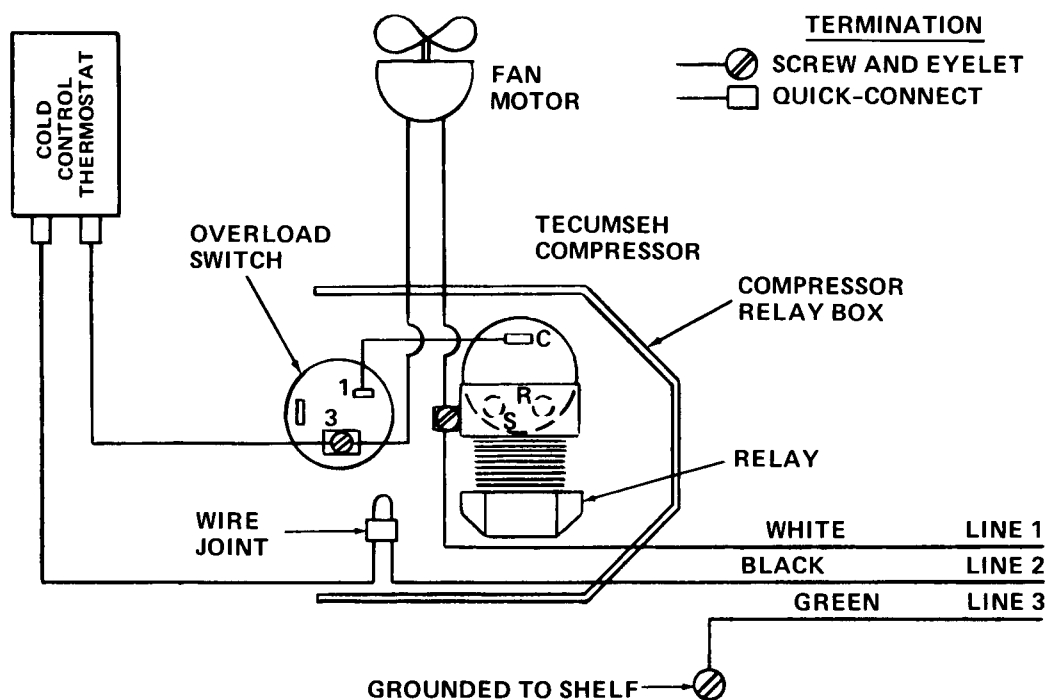
ITEM NO.	DESCRIPTION	DP7SM-1 WEMC07-001	DP13SM-1 WEMC13-001
1	Frame Assembly . . . . .	022967	022967
2	Right Side Panel – Chestnut . . . . .	022969-001	022969-001
	Right Side Panel – Charcoal . . . . .	023009	023009
	Right Side Panel – Walnut . . . . .	023011	023011
	Right Side Panel – Stainless Steel . . . . .	023013	023013
	Right Side Panel – Painted (Specify Color) . . . . .	023015	023015
	Right Side Panel – Beige W/W* . . . . .	023325	023325
3	Left Side Panel – Chestnut . . . . .	022978-001	022978-001
	Left Side Panel – Charcoal . . . . .	023008	023008
	Left Side Panel – Walnut . . . . .	023010	023010
	Left Side Panel – Stainless Steel . . . . .	023012	023012
	Left Side Panel – Painted (Specify Color) . . . . .	023014	023014
	Left Side Panel – Beige W/W* . . . . .	023326	023326
4	Front Panel – Chestnut . . . . .	019644-001	019644-001
	Front Panel – Charcoal . . . . .	019645	019645
	Front Panel – Stainless Steel . . . . .	019646	019646
	Front Panel – Walnut . . . . .	019647	019647
	Front Panel – Painted (Specify Color) . . . . .	021871	021871
	Front Panel – Beige W/W* . . . . .	023323	023323
5	Simulated Recessed Top – Stainless Steel . . . . .	022323	022323
6	Valve Assembly 12,000 . . . . .	026551-002	026551-002
7	Gasket (Under Top) . . . . .	010545	010545
8	Gasket . . . . .	008983	008983
9	Gasket . . . . .	009281	009281
10	Compressor Assembly (Includes Items 11 and 12) . . . . .	027256-002	027256-002
11	Relay . . . . .	017978	017978
12	Overload . . . . .	017977	017977
13	Power Supply Cord Assembly . . . . .	026540-004	026540-004
14	Cold Control . . . . .	027040-007	027040-007
15	Fan Motor . . . . .	016490	016490
16	Fan Blade . . . . .	022977	022977
17	Shroud . . . . .	022972	022972
18	Condenser . . . . .	023135	023135
19	Cooling Tank and Heat Exchanger Assembly (Insulated) . . . . .	026826	027375-001
20	Cooling Tank Insulation, L/H . . . . .	022988	022988
	Cooling Tank Insulation, R/H . . . . .	022989	022989
21	Bubbler Supply Tube Assembly . . . . .	026822	026822
22	Precooler Assembly . . . . .	---	026795
23	Waste Assembly . . . . .	022999-001	---
24	Waste Gasket . . . . .	018050	018050
25	Water Cooler Hanger . . . . .	025662-003	025662-003

\*W/W - White Westinghouse

## SERVICE CHECK CHART

TROUBLE	PROBABLE CAUSE	REMEDY
Unit not running	No electrical power  Defective cold control Defective relay	Check power source Check that cold control is not in off position Replace Replace
Unit running but not cooling	Refrigerant leak or low refrigerant	Add refrigerant
Unit running continuously	Defective cold control Low refrigerant	Replace Add refrigerant

### ELECTRICAL DIAGRAM



**EBCO<sup>®</sup> MANUFACTURING COMPANY**

265 N. Hamilton Rd. • P.O. Box 13150 • Columbus, OH 43213-0150 • 614/861-1350 • Cable: EBCO • Telex: 246637