

## SENSORFLO®

### AC Powered Lavatory Faucet

**S-9800**  
**S-9801**



**S-9810**  
**S-9811**



**S-9820**  
**S-9821**



#### GENERAL SPECIFICATION

Polished chrome plated solid brass spout. Solenoid with built-in filter. UL/CSA approved transformer 120 VAC to 12 VDC with waterproof connectors. 120-second time out feature. Water conserving vandal-resistant flow control reduces flow to 2.2 gpm/8.4 lpm. To Meet existing ASME A112.18.1/CSA B125.1 standard.

NOTE: Stainless steel flexible supply hose(s), 3/8" compression, to supply stop(s) not included, see options below.

#### ☐ **S-9800**

Single basin gooseneck faucet.

#### ☐ **S-9801**

Single basin gooseneck faucet, under counter mechanical mixer with built-in backflow check valves.

#### ☐ **S-9810**

Gooseneck faucet with 4" deck plate.

#### ☐ **S-9811**

Gooseneck faucet with 4" deck plate, under counter mechanical mixer with built-in backflow check valves.

#### ☐ **S-9820**

Gooseneck faucet with 8" deck plate.

#### ☐ **S-9821**

Gooseneck faucet with 8" deck plate, under counter mechanical mixer with built-in backflow check valves.

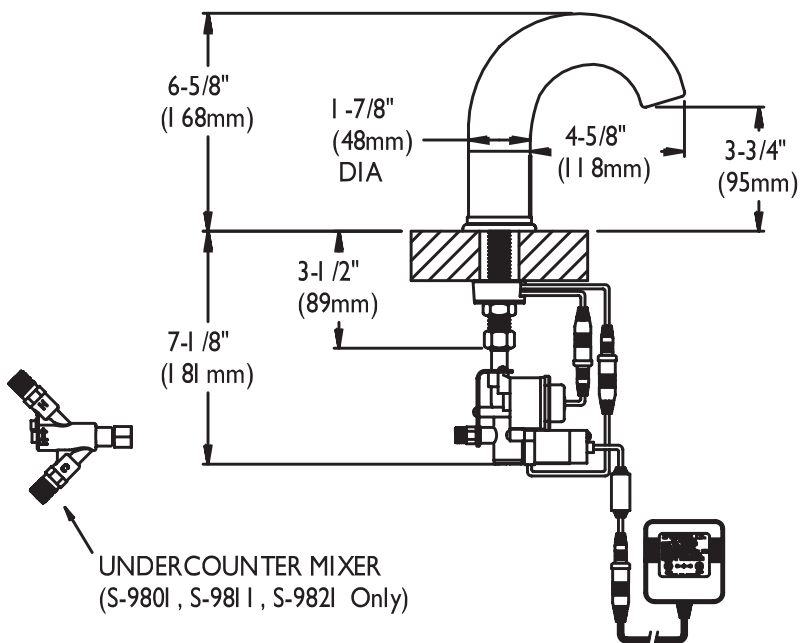
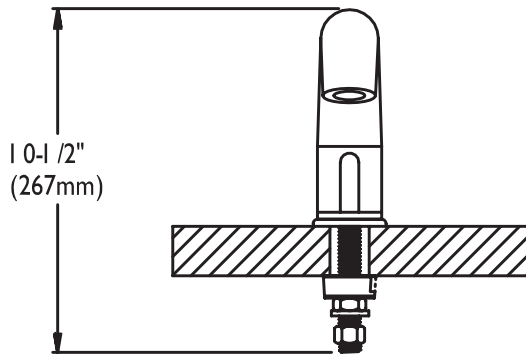
#### OPTIONS

SUFFIX	DESCRIPTION
<input type="checkbox"/> BO	0.5 gpm flow control, vandal-resistant
<input type="checkbox"/> GB	1.5 gpm flow control, vandal-resistant
<input type="checkbox"/> HS	Two (2) stainless steel flexible supply hoses to supply stops
<input type="checkbox"/> HTS	One (1) stainless steel hose for tempered water systems (S-9800, S-9810, & S-9820 only)
<input type="checkbox"/> LF	2.2 gpm laminar flow control outlet
<input type="checkbox"/> TMV	Under counter thermostatic mixing valve (S-9800, S-9810, & S-9820 only)

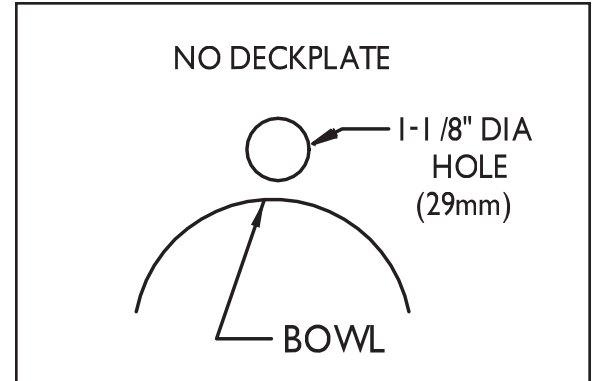
This space for Architect/Engineer approval.



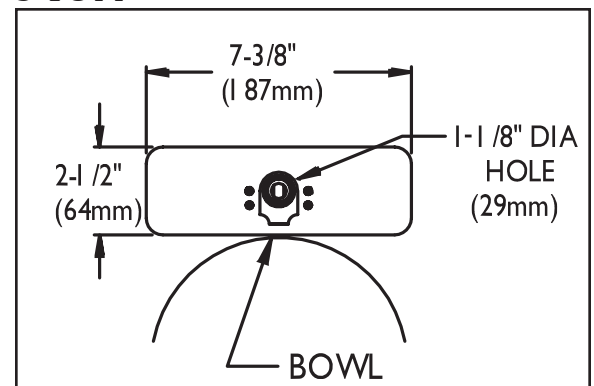
## Rough-Ins



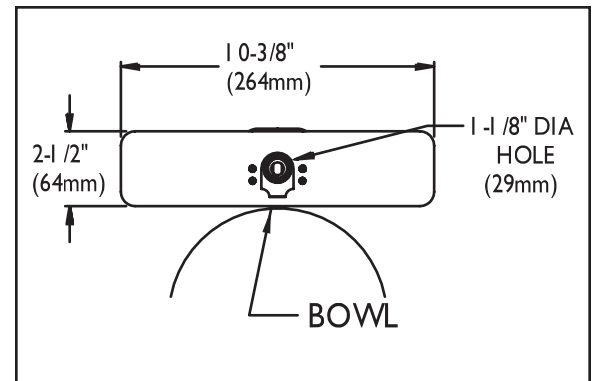
### S-9800 S-9801



### S-9810 S-9811



### S-9820 S-9821



NOTE: Unless otherwise specified, all inlets and outlets are 1/2" NPTF. Unless otherwise specified, all dimensions are in inches and are subject to change.