



AquaSense Sensor Faucet

Suffix Options (Check/Specify Appropriate Options)

- _____ -ADM Above Deck Mixer
- _____ -ADM-1 Above Deck Mixer w/4" Cover Plate
- _____ -ADM-2 Above Deck Mixer w/8" Cover Plate
- _____ -CP4 Cover Plate 4[102] Centers
- _____ -CP8 Cover Plate 8[203] Centers
- _____ -F .5 GPM Vandal Resistant Aerator
- _____ -H4 Wrist Blade Handle for ADM
- _____ -IA3 Inlet Adaptor (3/8"[10] compression)
- _____ -J 1.5 GPM Laminar Flow Control
- _____ -K 1.0 GPM Laminar Flow Control
- _____ -L 1.0 GPM Vandal Resistant Aerator
- _____ -MJ Mini Junction Box
- _____ -MT Mixing Tee
- _____ -MV Temperature Mixing Valve
- _____ -SH Supply Hoses for Mixing Valve
- _____ -TMV Thermostatic Mixing Valve for Multiple Faucets
- _____ -TMV-1 Thermostatic Mixing Valve for Single Faucets
- _____ Other



Z6912 AquaSense Battery Powered Faucet

ENGINEERING SPECIFICATION: The Z6912 sensor faucet is a battery powered sensor faucet for retrofit and new construction. The faucet incorporates an infrared convergence-type proximity sensor into the chrome plated cast brass spout. The faucet is furnished complete with sensor module, spout module, in-line filter, 4 "AA" batteries, a 1.5 GPM vandal resistant aerator, an inlet for a 1/2"[13] ball riser, and a single supply hose. Sensor range is factory set for optimum performance.

Z6912-ACA AquaSense Plug-In Powered Faucet

ENGINEERING SPECIFICATION: The Z6912-ACA sensor faucet is a plug-in powered electronic sensor faucet for retrofit and new construction. The faucet incorporates an infrared convergence-type proximity sensor into the chrome plated cast brass spout. The faucet is furnished complete with sensor module, spout module, in-line filter, a 1.5 GPM vandal resistant aerator, 6 VDC plug-in power converter, an inlet for a 1/2"[13] ball riser, and a single supply hose. Also included are 4 'AA' batteries that provide battery backup power to the faucet during power outages. Sensor range is factory set for optimum performance.

Z6912-CWB AquaSense Hardwire Powered Faucet

ENGINEERING SPECIFICATION: The Z6912-CWB sensor faucet is a hardwired electronic sensor faucet for retrofit and new construction. The faucet incorporates an infrared convergence-type proximity sensor into the chrome plated cast brass spout. The faucet is furnished complete with sensor module, spout module, in-line filter, a 1.5 GPM vandal resistant aerator, connecting wire to power converter, an inlet for a 1/2"[13] ball riser, and a single supply hose. Also included are 4 'AA' batteries that provide battery backup power to the faucet during power outages. Sensor range is factory set for optimum performance.

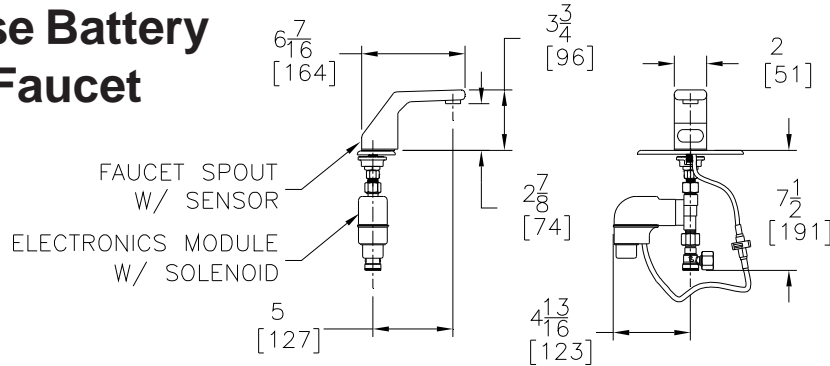
NOTE: For Hardwire applications furnish P6000-HW6 power converter. The P6000-HW6 will power up to 8 sensor faucets. Order P6000-HW6 power converter seperately.

ZURN INDUSTRIES, LLC. ♦ COMMERCIAL BRASS OPERATION ♦ 5900 ELWIN BUCHANAN DRIVE ♦ SANFORD NC 27330

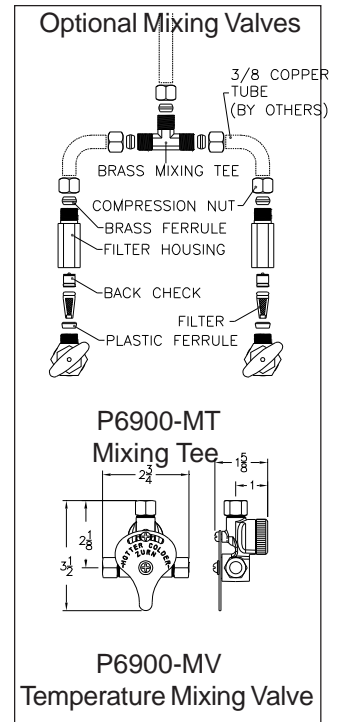
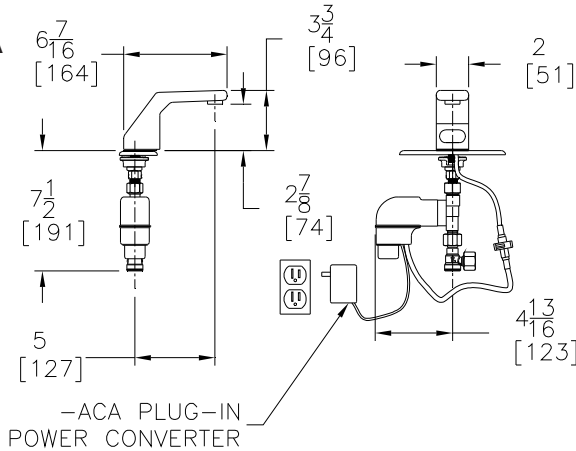
Phone: 1-800-997-3876 ♦ Fax: 919-775-3541 ♦ World Wide Web: www.zurn.com

In Canada: ZURN INDUSTRIES LIMITED ♦ 3544 Nashua Drive ♦ Mississauga, Ontario L4V1L2 ♦ Phone: 905-405-8272 Fax: 905-405-1292

TYPICAL Z6912 AquaSense Battery Powered Faucet

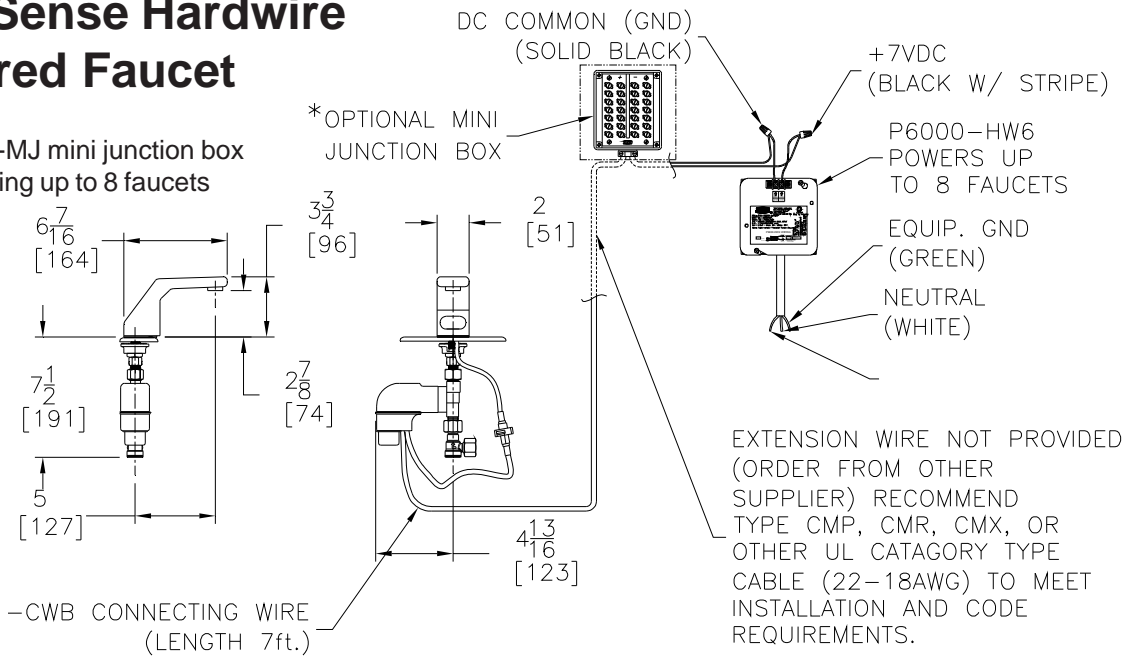


TYPICAL Z6912-ACA AquaSense Plug-In Powered Faucet



TYPICAL Z6912-CWB AquaSense Hardwire Powered Faucet

Optional:
* Optional -MJ mini junction box for connecting up to 8 faucets



NOTE: MUST USE EITHER ZURN P6000-HW6 HARDWIRE POWER CONVERTER OR ZURN P6000-PC6 PLUG-IN POWER CONVERTER TO ENSURE PROPER OPERATION. USING A POWER CONVERTER OTHER THAN ZURN MAY RESULT IN OPERATION MALFUNCTION OR UNIT FAILURE.

ZURN INDUSTRIES, LLC. ♦ COMMERCIAL BRASS OPERATION ♦ 5900 ELWIN BUCHANAN DRIVE ♦ SANFORD NC 27330

Phone: 1-800-997-3876 ♦ Fax: 919-775-3541 ♦ World Wide Web: www.zurn.com

In Canada: ZURN INDUSTRIES LIMITED ♦ 3544 Nashua Drive ♦ Mississauga, Ontario L4V1L2 ♦ Phone: 905-405-8272 Fax: 905-405-1292