

For Health Hazard Applications

Job Name _____
 Job Location _____
 Engineer _____
 Approval _____

Contractor _____
 Approval _____
 Contractor's P.O. No. _____
 Representative _____

Series 188A

Anti-Siphon Vacuum Breaker

For Irrigation Systems

Sizes: 3/4" - 2" (20 - 50mm)

Series 188A is designed to prevent the backsiphonage of contaminated water into the potable water supply. Features a lightweight, durable "disc float" suitable for temperatures up to 180°F (82°C) which closes the atmospheric vent to prevent spilling under all rates of flow. Upon downstream demand, the vent disc assembly rises, sealing the atmospheric vent, allowing water to flow. A loss of supply pressure or the creation of a negative supply pressure causes the vent disc assembly to drop, opening the atmospheric vent and closing the supply side of the valve. Recommended for low flow installations such as laboratory equipment which use small amounts of water. Contains a durable silicone disc which has high heat and water hammer shock resistance and ensures tight seating with the lightest of seating contacts.



188A

Specifications

For Anti-Siphon Vacuum Breakers

An anti-siphon vacuum breaker shall be installed where indicated on the plans to prevent the backsiphonage of contaminated water. This device is not to be used under continuous pressure or where there is a possibility that a backpressure condition may develop. The device shall meet the requirements of A.S.S.E. Standard 1001, ANSI A112.1.1 and C.S.A. B64. Watts Series 188A.

Materials

Body: Brass
 Internal Trim: Bronze
 Seat Disc: Silicone
 Disc Float: Plastic

Approvals



Approved by the city of Los Angeles

Pressure – Temperature

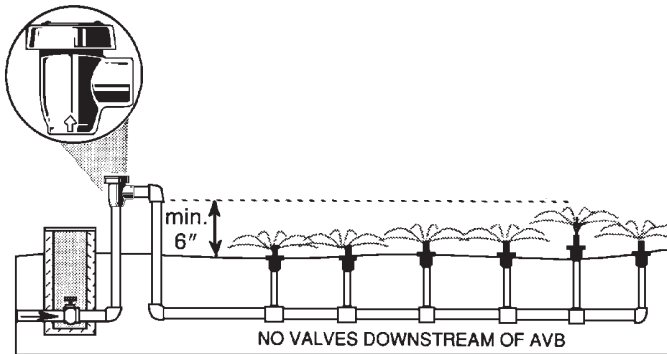
Maximum Temperature: 180°F (82°C)
 Maximum Working Pressure: 125psi (8.6 bar)

Watts product specifications in U.S. customary units and metric are approximate and are provided for reference only. For precise measurements, please contact Watts Technical Service. Watts reserves the right to change or modify product design, construction, specifications, or materials without prior notice and without incurring any obligation to make such changes and modifications on Watts products previously or subsequently sold.

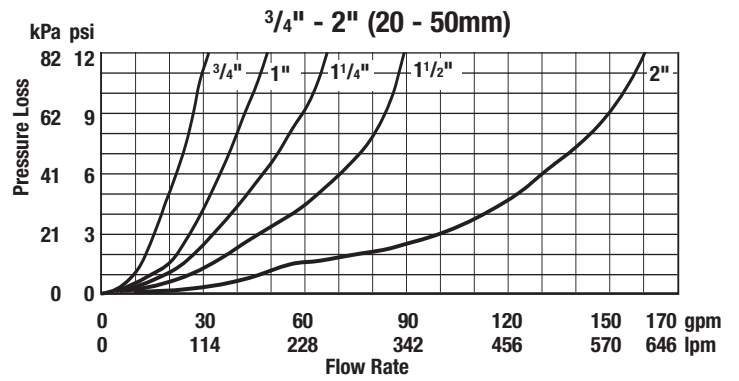


Installation

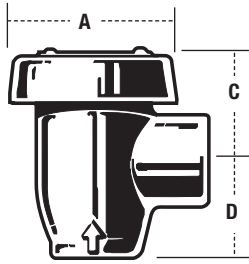
Atmospheric Vacuum Breaker must be installed 6" (152mm) above the highest point of the downstream piping. There can be no shutoff valves downstream of an AVB. The AVB should not be subjected to continuous pressure for more than 12 hours per ASSE Std. 1001.



Capacities



Dimensions – Weights



SIZE (DN)		DIMENSIONS				WEIGHT			
in.	mm	A		C		D		lbs.	kgs.
3/4	20	2 1/4	57	1 7/8	48	1 1/2	38	1.13	.51
1	25	2 7/8	73	2 1/8	54	1 11/16	43	1.75	.79
1 1/4	32	2 7/8	73	2 1/8	54	1 3/16	46	2.13	.96
1 1/2	40	3 5/8	92	2 7/16	62	2 3/16	56	3.63	1.64
2	50	4 1/8	105	2 7/8	73	2 1/2	64	5.25	2.38

WATTS®

A Watts Water Technologies Company



**ISO 9001-2000
CERTIFIED**

USA: 815 Chestnut St., No. Andover, MA 01845-6098; www.watts.com

Canada: 5435 North Service Rd., Burlington, ONT. L7L 5H7; www.wattscanada.ca