

APPLICATION:

PRODUCT NAME:

4" BACKSPASH CONTROL VALVE
RIGID OUTLET

JOB NAME:

☐ SPECIAL CONFIGURATION
CHECK BASE MODEL AND OPTIONS

QUANTITY:

ITEM NO.

MODEL:

■ 2600

OPTIONS OR MODIFICATIONS:

☐ OTHER _____

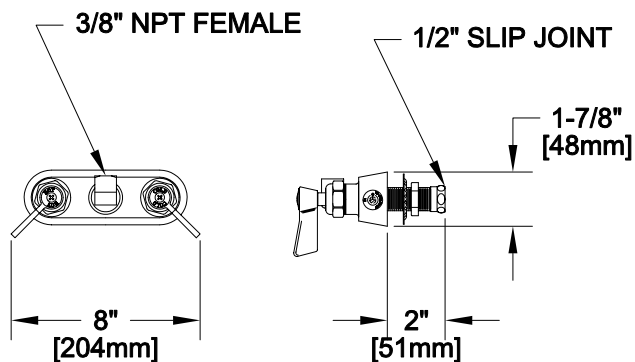
FEATURES

CONTROL VALVE

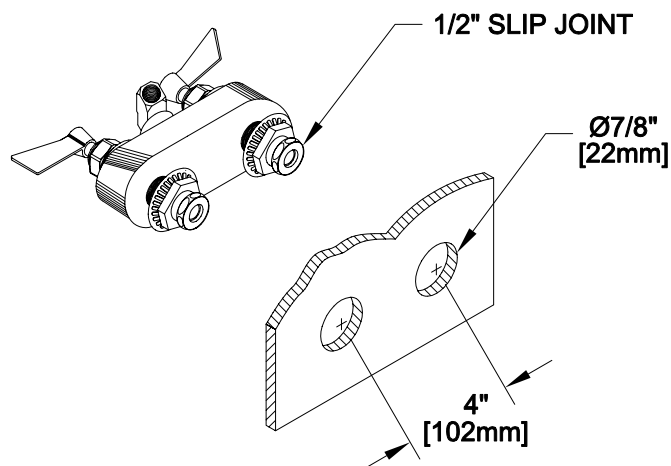
- * 4" BACKSPASH
- * SWIVELLING SEAT DISKS
- * HOT SIDE STEM - LEFT HAND
- * COLD SIDE STEM - RIGHT HAND
- * STAINLESS STEEL SEATS
- * STAINLESS STEEL SEAT SCREWS
- * STAINLESS STEEL HANDLE SCREWS

SHIPPING WEIGHT

- * 3.25 LBS



ROUGH-IN:



ANSI/A112.18.1M

FISHER

FISHER MANUFACTURING COMPANY

TOLL FREE: 800-421-6162 - FAX: 800-832-8238

information@fisher-mfa.com - www.fisher-mfa.com

APPLICATION:

PRODUCT NAME:

4" BACKSPASH CONTROL VALVE
RIGID OUTLET

JOB NAME:

☐ SPECIAL CONFIGURATION
CHECK BASE MODEL AND OPTIONS

QUANTITY:

ITEM NO.

MODEL:

■ 2600-CV

OPTIONS OR MODIFICATIONS:

☐ OTHER _____

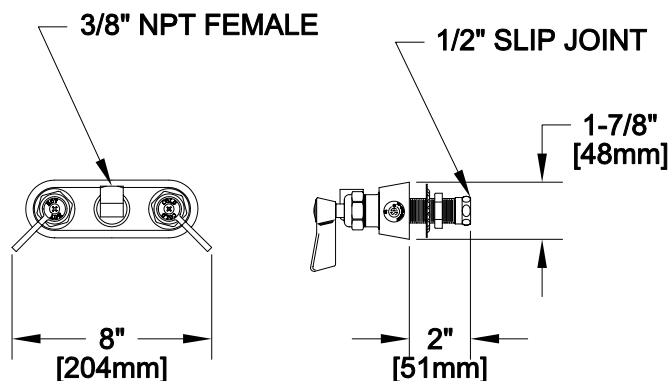
FEATURES

CONTROL VALVE

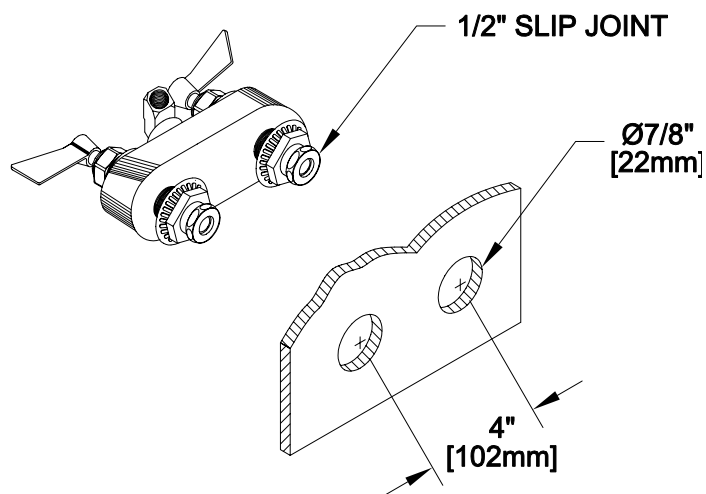
- * 4" BACKSPASH
- * INTERNAL SPRING LOADED CHECK VALVES
- * SWIVELLING SEAT DISKS
- * HOT SIDE STEM - LEFT HAND
- * COLD SIDE STEM - RIGHT HAND
- * STAINLESS STEEL SEATS
- * STAINLESS STEEL SEAT SCREWS
- * STAINLESS STEEL HANDLE SCREWS

SHIPPING WEIGHT

- * 3.25 LBS



ROUGH-IN:



ANSI/A112.18.1M

FISHER

FISHER MANUFACTURING COMPANY

TOLL FREE: 800-421-6162 - FAX: 800-832-8238

information@fisher-mfg.com - www.fisher-mfg.com

APPLICATION:

PRODUCT NAME:

4" C/C BACKSPLASH MOUNT
CONTROL VALVE - SWIVEL

JOB NAME:

☐ SPECIAL CONFIGURATION
CHECK BASE MODEL AND OPTIONS

QUANTITY:

ITEM NO.

MODEL:

■ 3600

OPTIONS OR MODIFICATIONS:

☐ OTHER _____

FEATURES

CONTROL VALVE

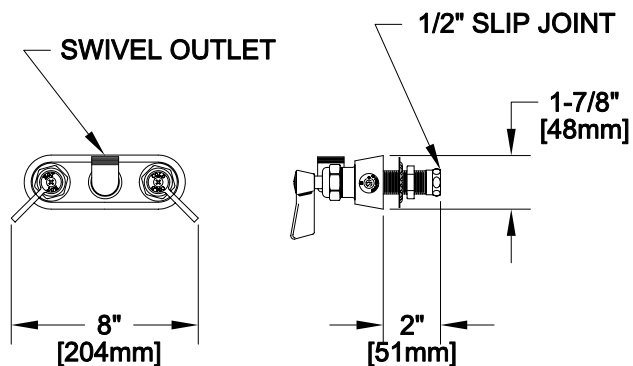
- * 4" BACKSPLASH
- * SWIVELLING SEAT DISKS
- * HOT SIDE STEM - RIGHT HAND
- * COLD SIDE STEM - LEFT HAND
- * STAINLESS STEEL SEATS
- * STAINLESS STEEL SEAT SCREWS
- * STAINLESS STEEL HANDLE SCREWS

SYSTEM LIMITS

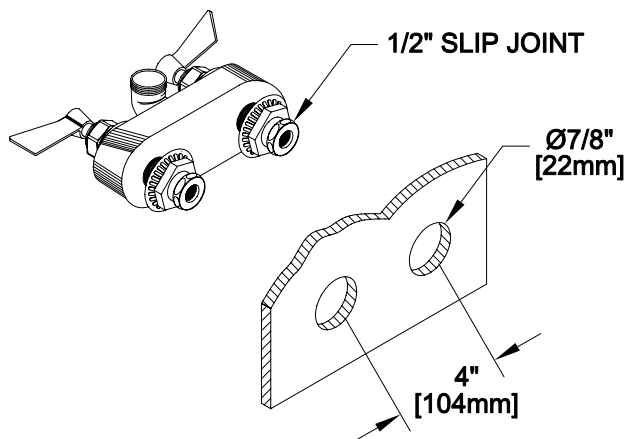
- * TEMP: 40°F MIN. TO 140°F MAX.
- * PRESSURE: 200 PSI MAX. STATIC

SHIPPING WEIGHT

- * 3.75 LBS



ROUGH-IN:



ANSI/A112.18.1M

FISHER

FISHER MANUFACTURING COMPANY

TOLL FREE: 800-421-6162 - FAX: 800-832-8238

information@fisher-mfg.com - www.fisher-mfg.com

APPLICATION:

PRODUCT NAME:

4" C/C BACKSPLASH MOUNT
CONTROL VALVE - SWIVEL

JOB NAME:

☐ SPECIAL CONFIGURATION
CHECK BASE MODEL AND OPTIONS

QUANTITY:

ITEM NO.

MODEL:

■ 3600-CV

OPTIONS OR MODIFICATIONS:

☐ OTHER _____

FEATURES

CONTROL VALVE

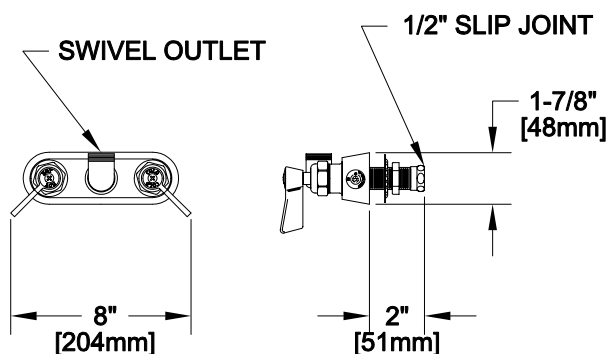
- * 4" BACKSPLASH
- * INTERNAL SPRING LOADED CHECK VALVES
- * SWIVELLING SEAT DISKS
- * HOT SIDE STEM - RIGHT HAND
- * COLD SIDE STEM - LEFT HAND
- * STAINLESS STEEL SEATS
- * STAINLESS STEEL SEAT SCREWS
- * STAINLESS STEEL HANDLE SCREWS

SYSTEM LIMITS

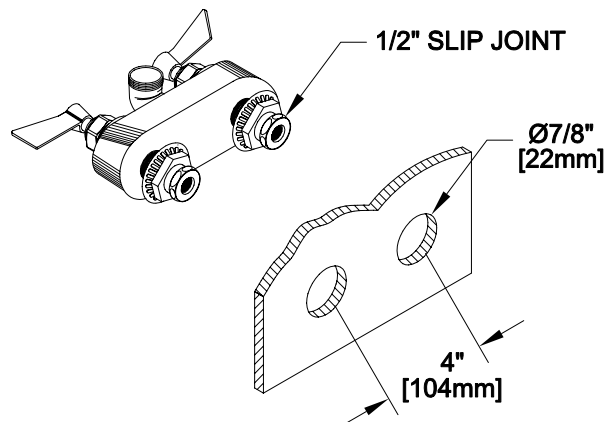
- * TEMP: 40°F MIN. TO 140°F MAX.
- * PRESSURE: 200 PSI MAX. STATIC

SHIPPING WEIGHT

- * 3.75 LBS



ROUGH-IN:



ANSI/A112.18.1M

FISHER

FISHER MANUFACTURING COMPANY

TOLL FREE: 800-421-6162 - FAX: 800-832-8238

information@fisher-mfa.com - www.fisher-mfa.com