

► **Description**

Exposed, Battery Powered, Sensor Activated Sloan ECOS® Electronic Dual Flush Model Water Closet Flushometer for floor mounted or wall hung top spud bowls.

► **Flush Cycle**

Full Flush (Large Button – 1.6 gpf/6.0 Lpf), Reduced Flush (Small Button – 1.1 gpf/4.2 Lpf)

► **Specifications**

Quiet, Exposed, Diaphragm Type, Chrome Plated Closet Flushometer for either left or right hand supply with the following features:

- If the user is present for less than one minute and leaves the sensing zone or chooses the small override button, a reduced flush initiates (1.1 gpf/4.2 Lpf) eliminating liquid and paper waste, saving 1/2 gallon of water
- If the user is present for greater than one minute and leaves the zone or chooses the large override button, the full flush initiates (1.6 gpf/6.0 Lpf) eliminating solid waste and paper waste
- Reduces water volume by up to 30% when a reduced flush occurs
- PERMEX™ Synthetic Rubber Flex Tube Diaphragm with twin linear filtered bypass and vortex cleansing action designed for improved life and reduced maintenance
- ADA Compliant Sloan ECOS® Electronic Dual Flush Battery Powered Infrared Sensor for automatic “No Hands” operation
- Infrared Sensor with Multiple-focused, Lobular Sensing Fields for high and low target detection with range adjustment screw
- Latching Solenoid Operator
- Engineered Metal Cover with replaceable Lens Window
- User friendly three (3) second Flush Delay
- Courtesy Flush™ Override Button
- Four (4) Size AA Batteries factory installed
- “Low Battery” Flashing LED
- Initial Set-up Range Indicator Light (first 10 minutes)
- 1” I.P.S. Screwdriver Bak-Chek® Angle Stop
- Free Spinning, Vandal Resistant Stop Cap
- Adjustable Tailpiece
- High Back Pressure Vacuum Breaker Flush Connection with One-piece Bottom Hex Coupling Nut
- Spud Coupling and Flange for 1½” Top Spud
- Sweat Solder Adapter with Cover Tube and Cast Wall Flange with Set Screw
- High Copper, Low Zinc Brass Castings for Dezincification Resistance
- Fixed Metering Bypass and No External Volume Adjustment to Ensure Water Conservation
- Flush Accuracy Controlled by CID™ Technology
- Diaphragm, Stop Seat and Vacuum Breaker molded from PERMEX™ Rubber Compound for Chloramine resistance

Valve Body, Tailpiece and Control Stop shall be in conformance with ASTM Alloy Classification for Semi-Red Brass. Valve shall be in compliance with the applicable sections of ASSE 1037. Installation conforms to ADA requirements.

► **Special Finishes**

- PB** Polished Brass (PVD Finish)
- BN** Brushed Nickel (PVD Finish)
- SF** Satin Chrome

► **Accessories**

See Accessories Section and Sloan ECOS® Electronic Dual Flush Accessories Section of the Sloan catalog for details on these and other Sloan ECOS® Electronic Dual Flush Flushometer variations.

► **Fixtures**

Consult Sloan for Sloan brand matching fixture options.



► **ADA Compliant**

► **Manual Operation**

Sloan ECOS® Electronic Dual Flush Flushometers incorporate intuitive split-button design for easy manual activation. The small button controls the *reduced* flush cycle (1.1 gpf/4.2 Lpf), the large button controls the *full* flush cycle (1.6 gpf/6.0 Lpf). Straightforward graphics alert user to proper activation. The reduced flush for liquid waste or full flush for solid waste. To further educate the user, two (2) instructional wall plates are included with each Sloan ECOS® Flushometer.

► **Automatic Operation**

Sloan ECOS® Electronic Dual Flush Flushometers can also be activated via multi-lobular infrared sensor. By detecting user presence and duration, the Sloan ECOS® Smart Sense Technology™ will determine the proper flush volume for unequalled water efficiency.

► **Functional & Hygienic**

Touchless, sensor operation eliminates the need for user contact to help control the spread of infectious diseases. The Sloan ECOS® Electronic Dual Flush Flushometers are provided with *Reduced* or *Full* Flush Override Buttons to allow a “courtesy flush” for individual user comfort.

► **Warranty**

3 year (limited)

► **Patented**

D598,976



Listed by I.A.P.M.O.



This space for Architect/Engineer approval

Job Name _____ Date _____

Model Specified _____ Quantity _____

Variations Specified _____

Customer/Wholesaler _____

Contractor _____

Architect _____



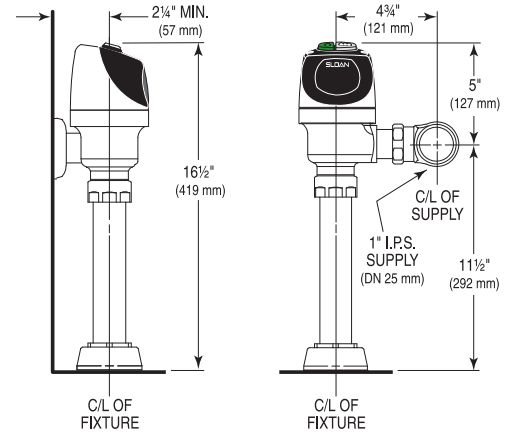
MODEL
8111-1.6/1.1
Electronic Dual Flush

Description
Exposed, Battery Powered, Sensor Activated Sloan ECOS® Electronic Dual Flush Model Water Closet Flushometer for floor mounted or wall hung top spud bowls.

Flush Cycle
Full Flush (Large Button – 1.6 gpf/6.0 Lpf), Reduced Flush (Small Button – 1.1 gpf/4.2 Lpf)

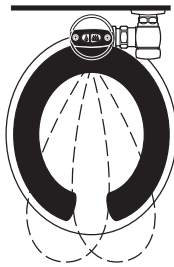
ELECTRICAL SPECIFICATIONS

- Control Circuit**
Solid State
6 VDC Input
8 Second Arming Delay
3 Second Flush Delay
- Sloan ECOS® Dual Flush Sensor Type**
Active Infrared
- Sloan ECOS® Dual Flush Sensor Range**
Nominal 22" - 42" (559 mm - 1067 mm),
Adjustable ± 8" (203 mm)
- Battery Type**
Four (4) AA Alkaline
- Battery Life**
Three (3) Years @ 4,000 Flushes/Month
- Indicator Lights**
Range Adjustment/Low Battery
- Operating Pressure**
15 - 100 psi (104 - 689 kPa)
- Sentinel Flush**
Once Every 72 Hours After the Last Flush

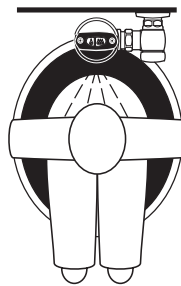


OPERATION

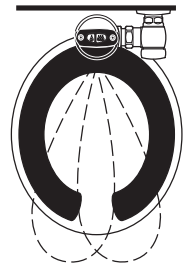
1. A continuous, invisible light beam is emitted from the Sloan ECOS® Dual Flush Sensor.



2. As the user enters the beam's effective range, 22" to 42" (559 mm to 1067 mm), the beam is reflected into the Scanner Window to activate the Output Circuit. Once activated, the Output Circuit continues in a "hold" mode for as long as the user remains within the effective range of the sensor. If the user stays longer than 65 seconds, a full flush will automatically initiate when the user leaves.

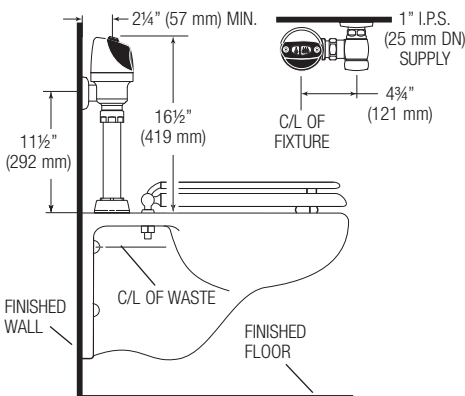


3. Once a user is detected, if the user leaves in 65 seconds or less, a reduced flush will automatically initiate. The circuit automatically resets and is ready for the next user.



VALVE ROUGH-IN

Model 8111



When installing the Sloan ECOS® Electronic Dual Flush in a handicap stall:
Per the ADA Guidelines (section 604.9.4) it is recommended that the grab bars be split or shifted to the wide side of the stall.

SLOAN VALVE COMPANY • 10500 SEYMOUR AVENUE • FRANKLIN PARK, IL 60131

Phone: 1-800-9-VALVE-9 or 1-847-671-4300 • Fax: 1-800-447-8329 or 1-847-671-4380 • www.sloanvalve.com